

MODEL:

SRW12US33

SmartRack® Wall-Mount Rack Enclosure Cabinets



12 Rack Units



250 lb. Load Rating



Sturdy Steel Construction



Locking Doors & Side Panels



33 inch Depth



Standard EIA 310-D



Convenient Cable Access



Adjustable Mounting Rails



Hinged Wall Bracket



Ventilated for Ample Airflow



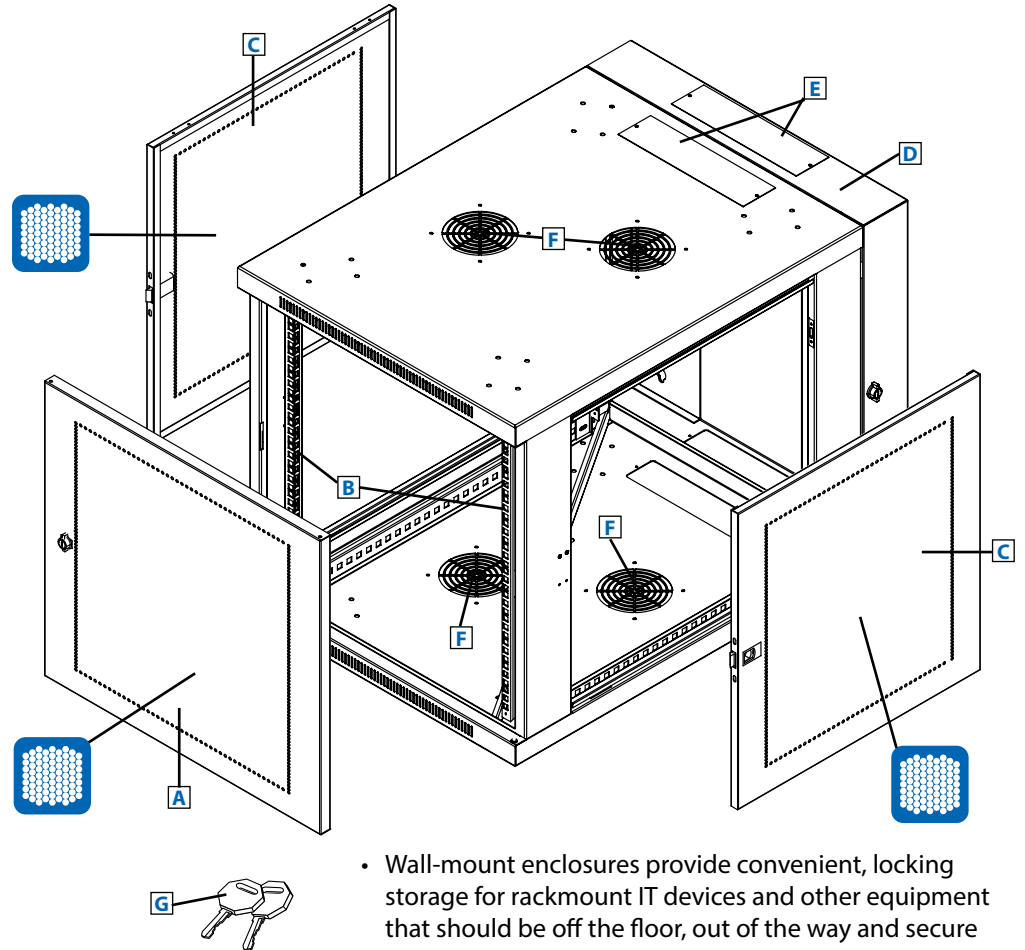
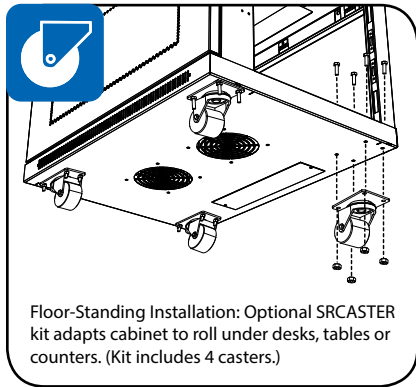
Reversible Cabinet



Square Hole Mounting

- A** Front Door (Lockable/Removable/Reversible)
- B** Adjustable Mounting Rails (4)
- C** Side Panels (2) (Lockable/Removable)
- D** Hinged Wall Bracket (Lockable/Reversible. Allows the cabinet to swing away from the wall for convenient rear access to equipment and cabling.)
- E** Cable Access Port Covers (2) (Removable)
- F** Ventilation Fan Ports (4) (Support optional SRFANWM fan kit.)
- G** Keys (2)

Also Includes: Owner's Manual, mounting plate screws (3), cabinet ground screw, pre-installed front door ground wire and rackmount equipment mounting hardware (36 cage nuts, 36 mounting screws, 36 nylon cup washers).



- Wall-mount enclosures provide convenient, locking storage for rackmount IT devices and other equipment that should be off the floor, out of the way and secure
- The cabinet is fully reversible, allowing installers to change door hinges from left to right by simply rotating the unit 180 degrees before mounting
- Hinged wall bracket allows cabinet to swing away from the wall for convenient access to equipment and cabling
- 33" depth accommodates standard-sized 1U servers and simplifies cable management

SEE NEXT PAGE FOR DETAILED UNIT MEASUREMENTS

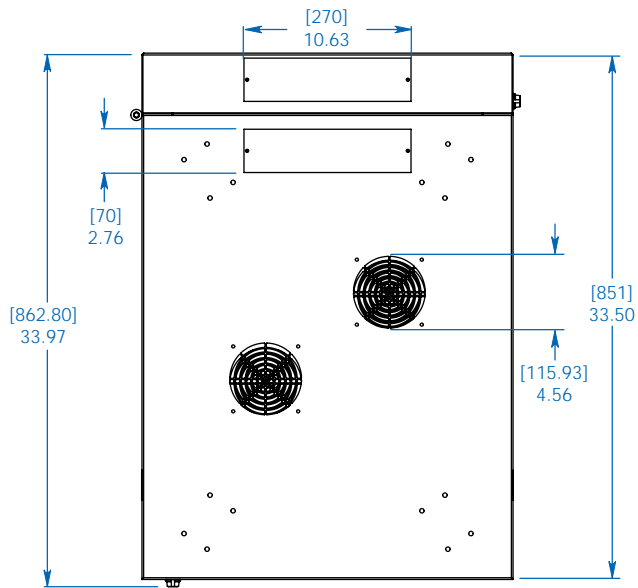
Specifications

Models	SRW12US33
Rack Spaces	12U
Equipment Mounting Depth	Up to 32.5 in. (825.5 mm)
Load Rating*	250 lb. (113.4 kg)
Unit Dimensions (H x W x D)	25 x 23.63 x 33.5 in. (635 x 600 x 850 mm)
Shipping Dimensions (H x W x D)	37.8 x 26.9 x 25.6 in. (960 x 683 x 650 mm)
Unit Weight	100 lb. (45.36 kg)
Shipping Weight	120 lb. (54.43 kg)
Standards	Meets EIA-310-D, IEC 60297-3-100, NOM, DIN 41494, RoHS and PCI-DSS standards; IP250 Protection Rating

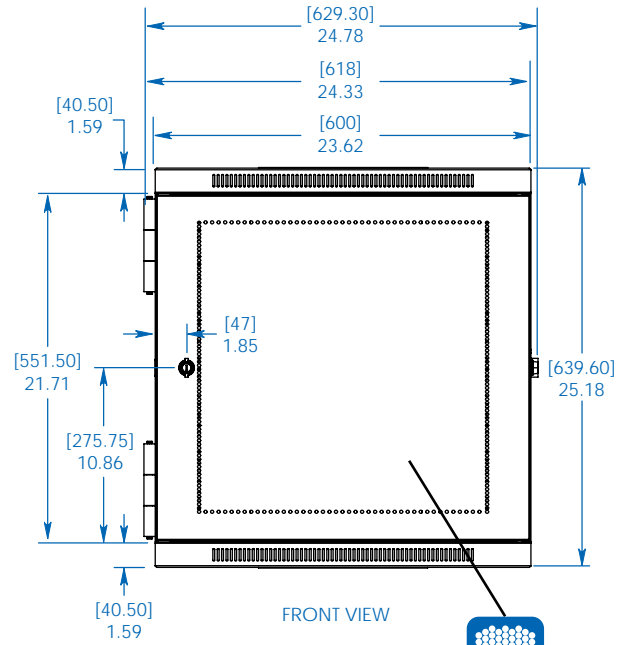
* The load rating includes the combined weight of the unit and installed equipment. The unit must be mounted to a stable surface with user-supplied anchors capable of bearing the full load. Tripp Lite has a policy of continuous improvement. Specifications are subject to change without notice.



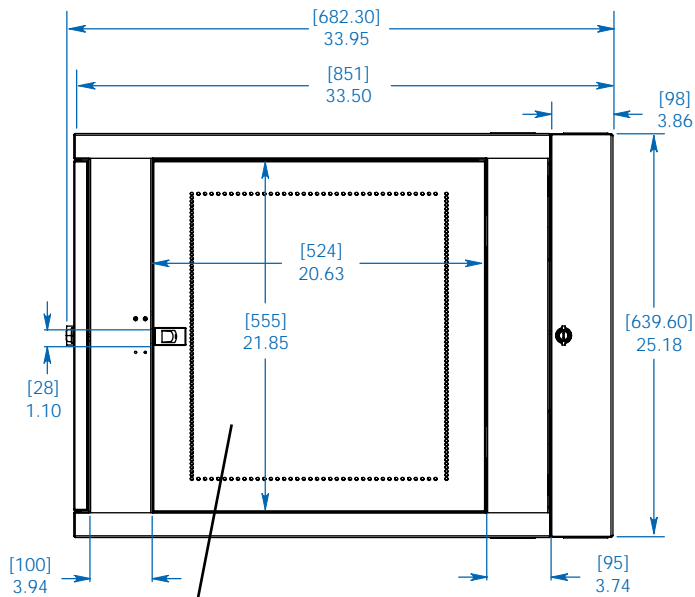
1111 W. 35th Street
Chicago, IL 60609 USA
773.869.1234
www.tripplite.com



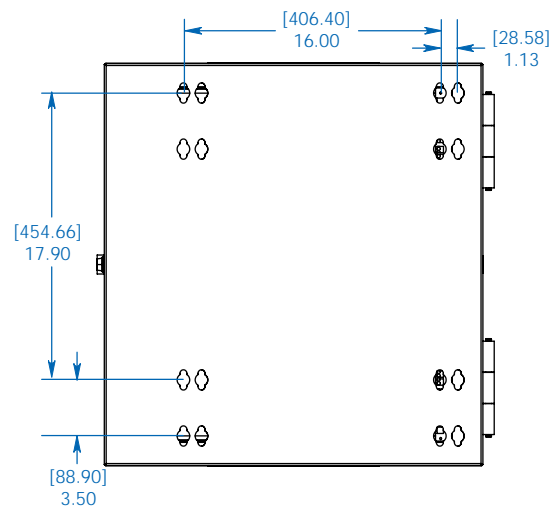
TOP/BOTTOM VIEW



FRONT VIEW



SIDE VIEW

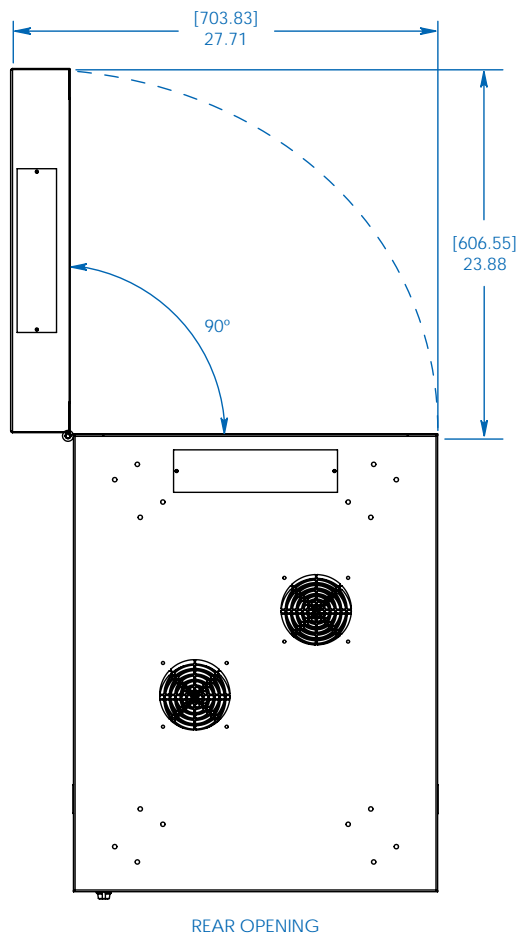
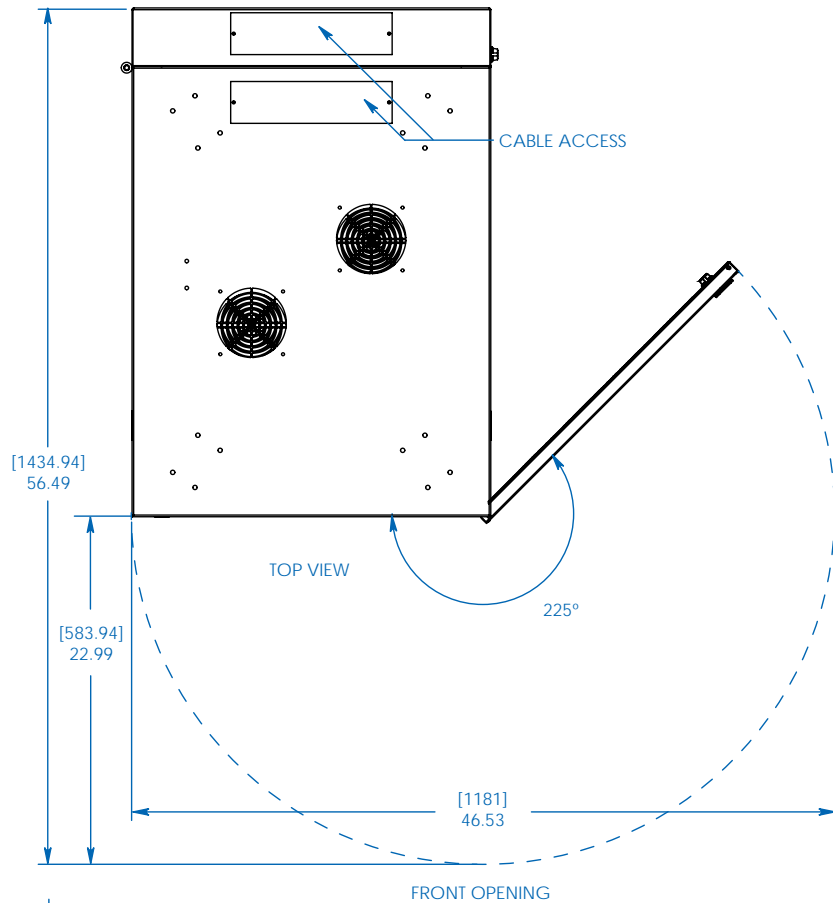


REAR VIEW

Dimensions: [mm] INCHES

Tripp Lite has a policy of continuous improvement. Specifications are subject to change without notice.

MODEL:
SRW12US33



Dimensions: [mm] INCHES

Tripp Lite has a policy of continuous improvement. Specifications are subject to change without notice.

MODEL:
SRW12US33

TRIPPLITE

1111 W. 35th Street
Chicago, IL 60609 USA
773.869.1234
www.tripplite.com